

Study Skills



THE FOUNDATION FOR LIFELONG LEARNING

“Ability to study is a skill
not a talent”

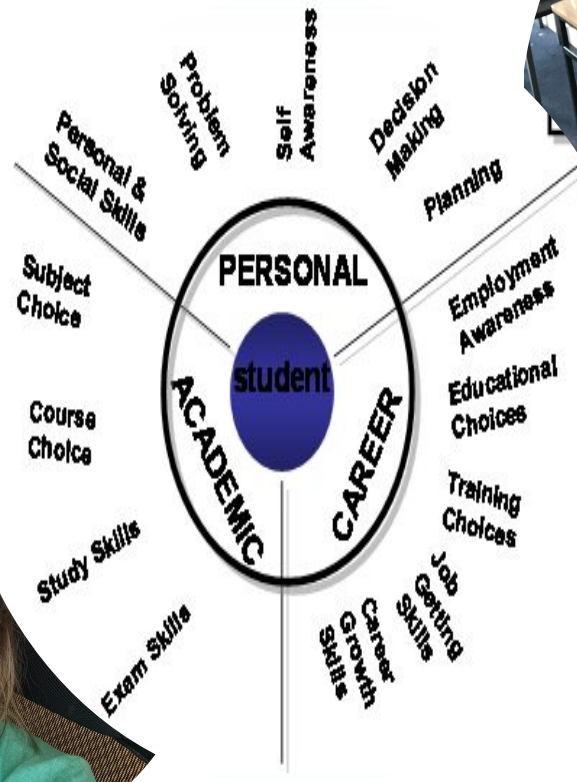
GUIDANCE TEAM

Individual and Group Counselling for Personal, Educational and Vocational Concerns



Siobhán O'Neill

Junior Cycle
Surname A-F



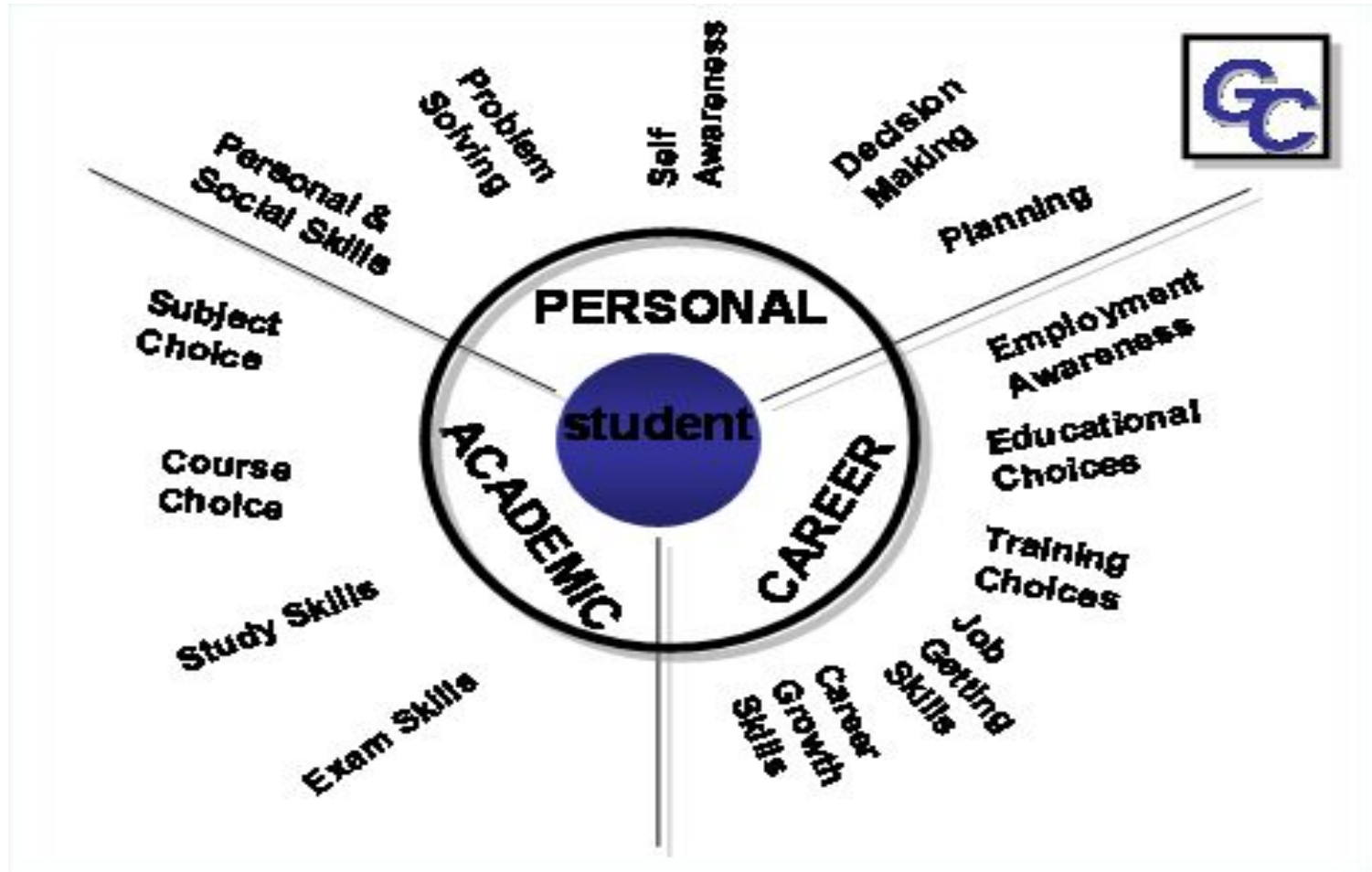
Alma Walshe

Junior Cycle
Surname G-Z



guidance@mercyballymahon.ie

Key Services of Guidance Counsellors



RAC

ROUTE 66

+

19 M1 New Kent Rd. Newington Cswy.

900

P

11:37
02:46
111 mi

220 yd

New Crane St.




SUPPORT



Study Skills?

- It's a skill not a talent
- The students learn about themselves
 - Learning style i.e. Visual or Verbal
- Parents?
 - Nowhere to hide
 - We are all on the one page!



Key Areas


- What?
- Why ?
- Where ?
- When ?
- How?
- 3 time Rule!



3 Time Rule



1. Before Class
2. In Class
3. After Class




Learning Styles

Knowing your learning style will guide you in the best way to learn for you

Visual

Auditory/Verbal

Kinaesthetic



LEFT BRAIN FUNCTIONS

uses logic

detail oriented

facts rule

words and language

present and past

math and science

can comprehend

knowing

acknowledges

order/pattern perception

knows object name

reality based

forms strategies

practical

RIGHT BRAIN FUNCTIONS

uses feeling

"big picture" oriented

imagination rules

symbols and images

present and future

philosophy & religion

can "get it" (i.e. meaning)

believes

appreciates

spatial perception

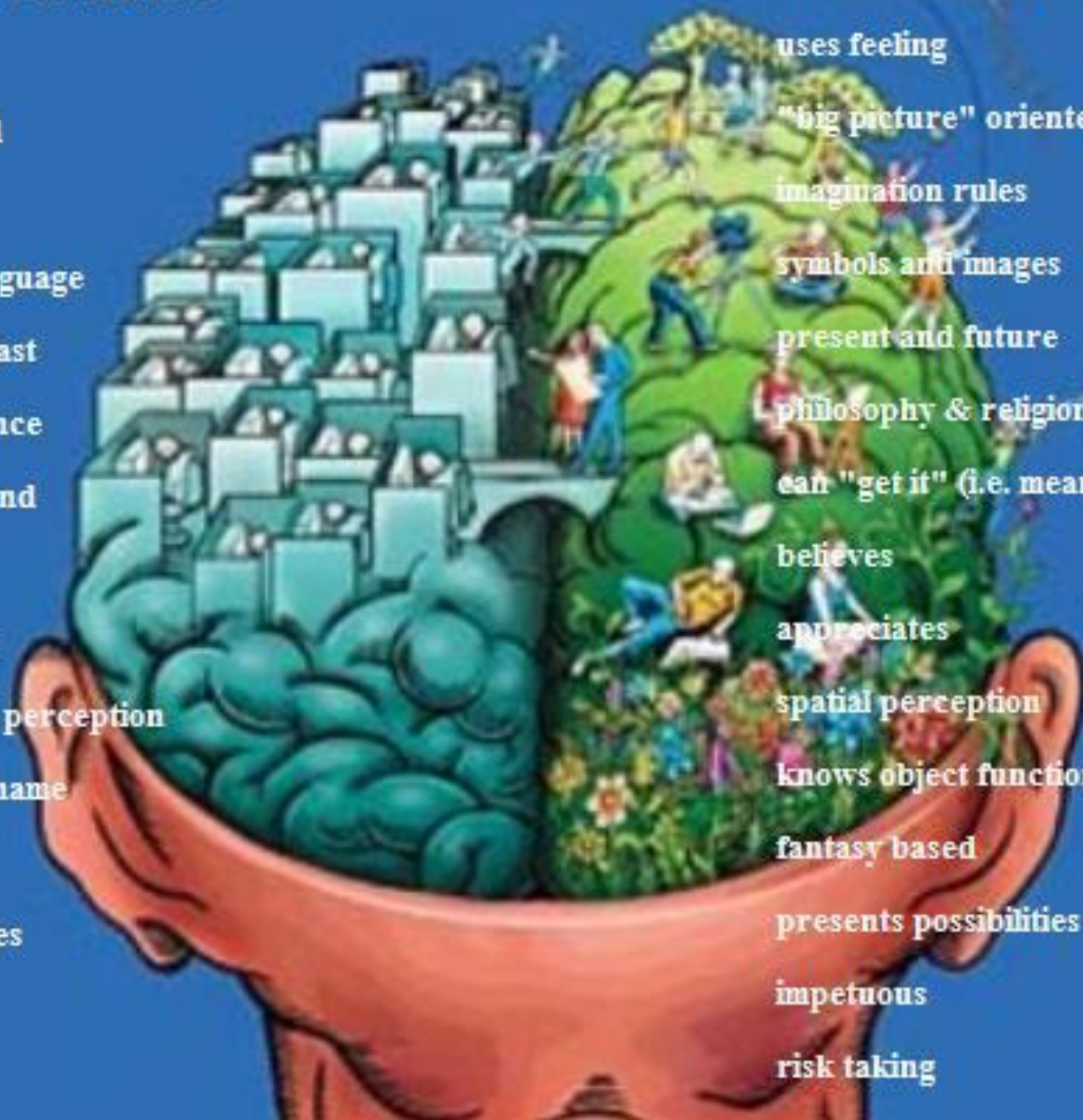
knows object function

fantasy based

presents possibilities

impetuous

risk taking



Recall / Revise / Recap / Retrieve / Repeat / Return / Review

Today's topic:

Choose from the following activities to organise your recalled information: [Timer](#)

Brain Dump:



Create a mind map of everything you know in 3 mins, change pen colour and use last 2 mins to add from notes

Write 5 Q + A:



Write 3 short answer questions and 2 longer answer questions

Key word definitions:



Write a minimum of 5 key word definitions from this topic

Visualise the topic:



Include: a diagram with labels, annotate the diagram with as much information as possible

4 Methods of Retrieval Practice

@ImpactWales

Copyright © 2018

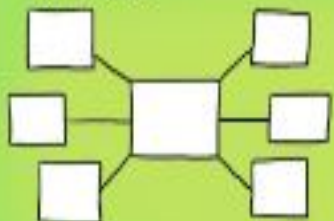
Before you start put away all your books & classroom materials.

Retrieval Practice Examples

- * Exit Tickets
- * Starter quizzes
- * Multiple choice quizzes
- * Short answer tests
- * Free write
- * Think, pair, share
- * Ranking & sorting
- * Challenge grids

BRAIN DUMP


Write, draw a picture, create a mind map on everything you know about a topic.



Give yourself a five limit, say 3 minutes, then have a look at your books & add a few things you forgot.

FLASHCARDS

Create your own flashcards, question on one side answer on the other. Can you make links between the cards?



You need to repeat the Q&A process for flashcards you fail on more frequently & less frequently for those you answer correctly.

QUIZZING

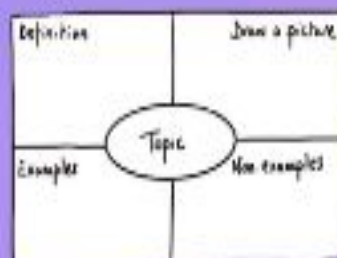
Create practice questions on a topic. Swap your questions with a partner & answer.

Question - What is a metaphor?

- A comparison using 'like, as, than'.
- A comparison where one thing is another.
- A comparison with a human attribute.

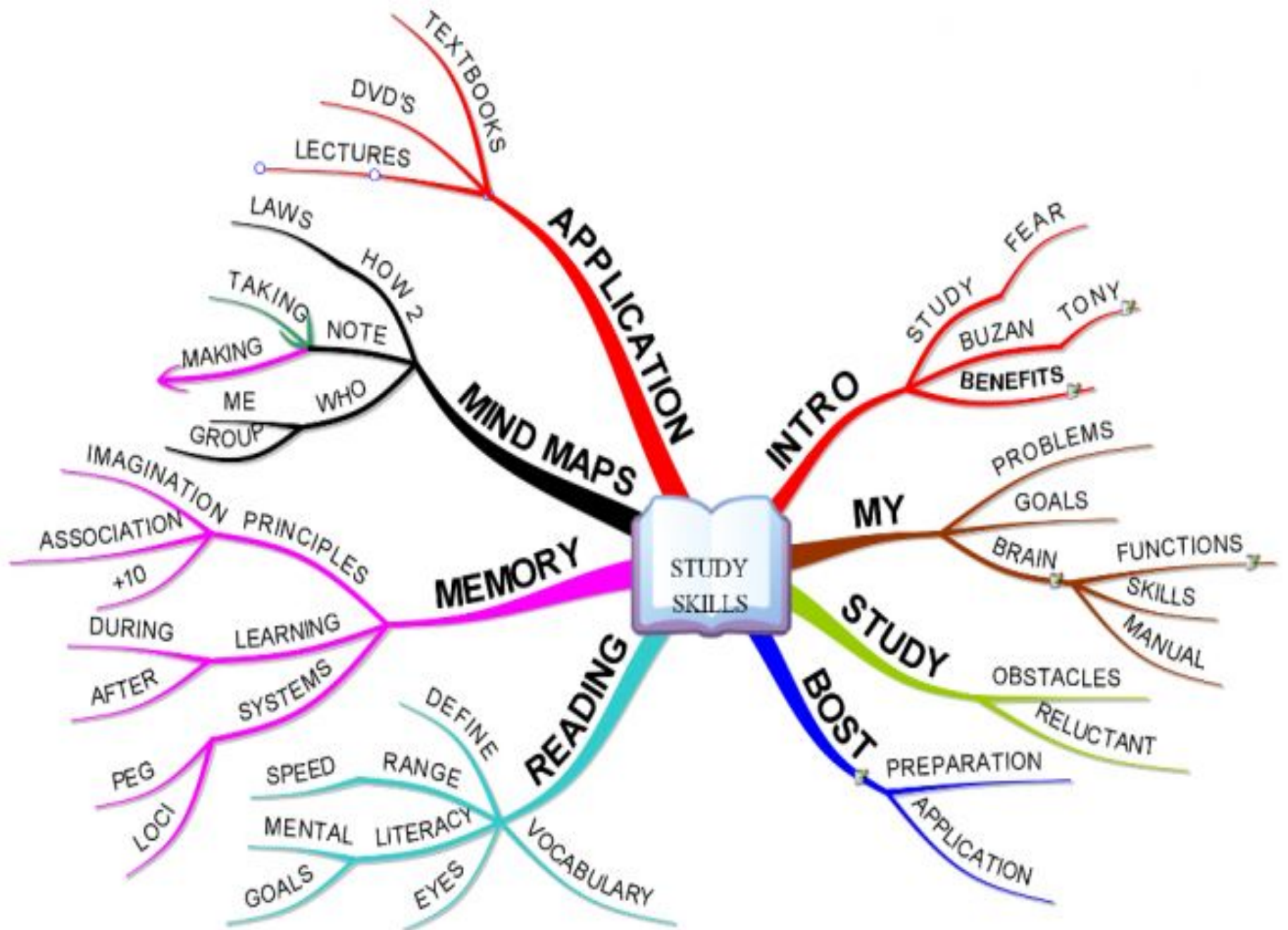
KNOWLEDGE ORGANISERS

Complete a knowledge organiser template for key information about a topic.

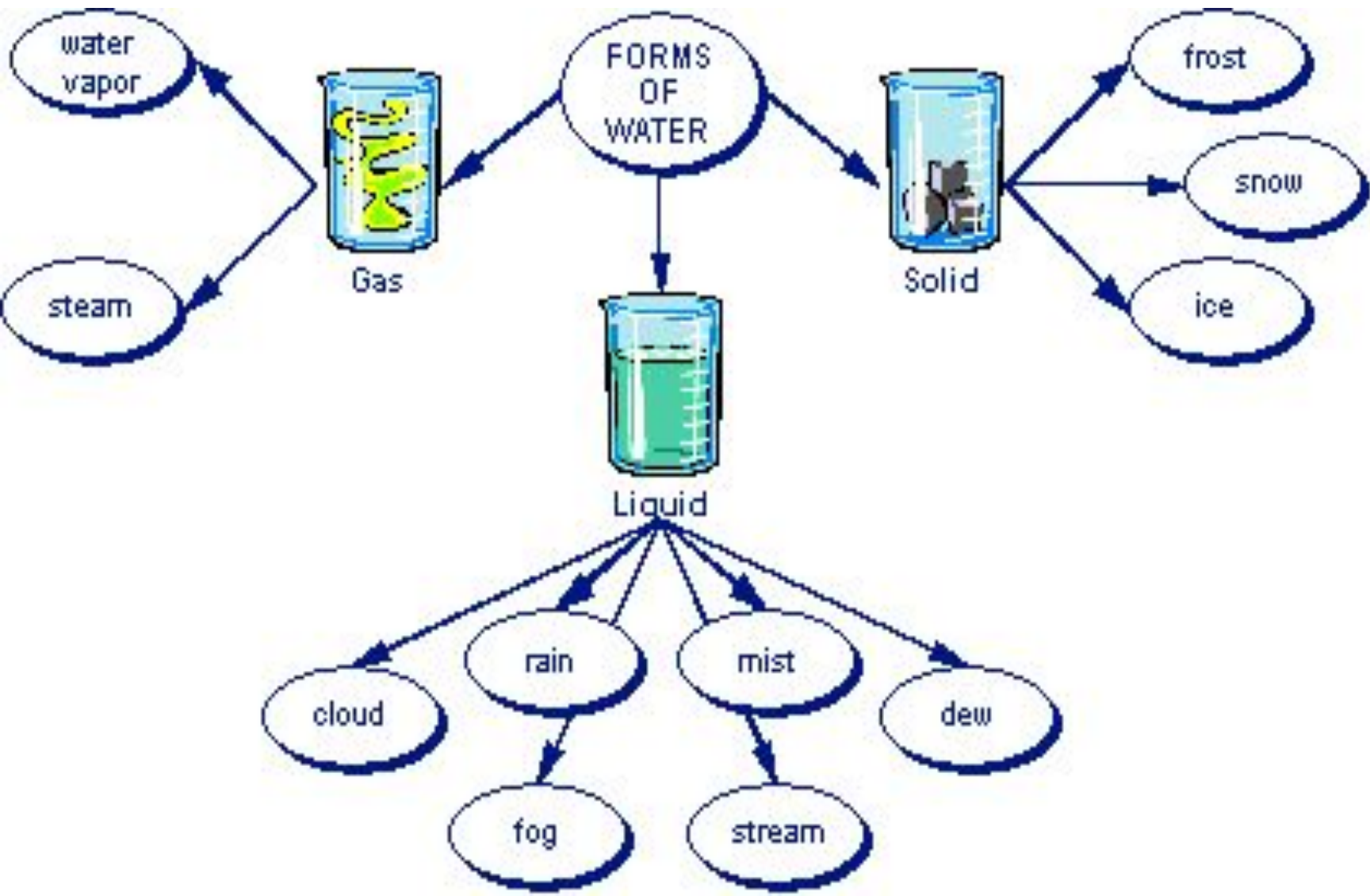


You can use knowledge organisers to learn new vocab & make links between subjects or ideas.

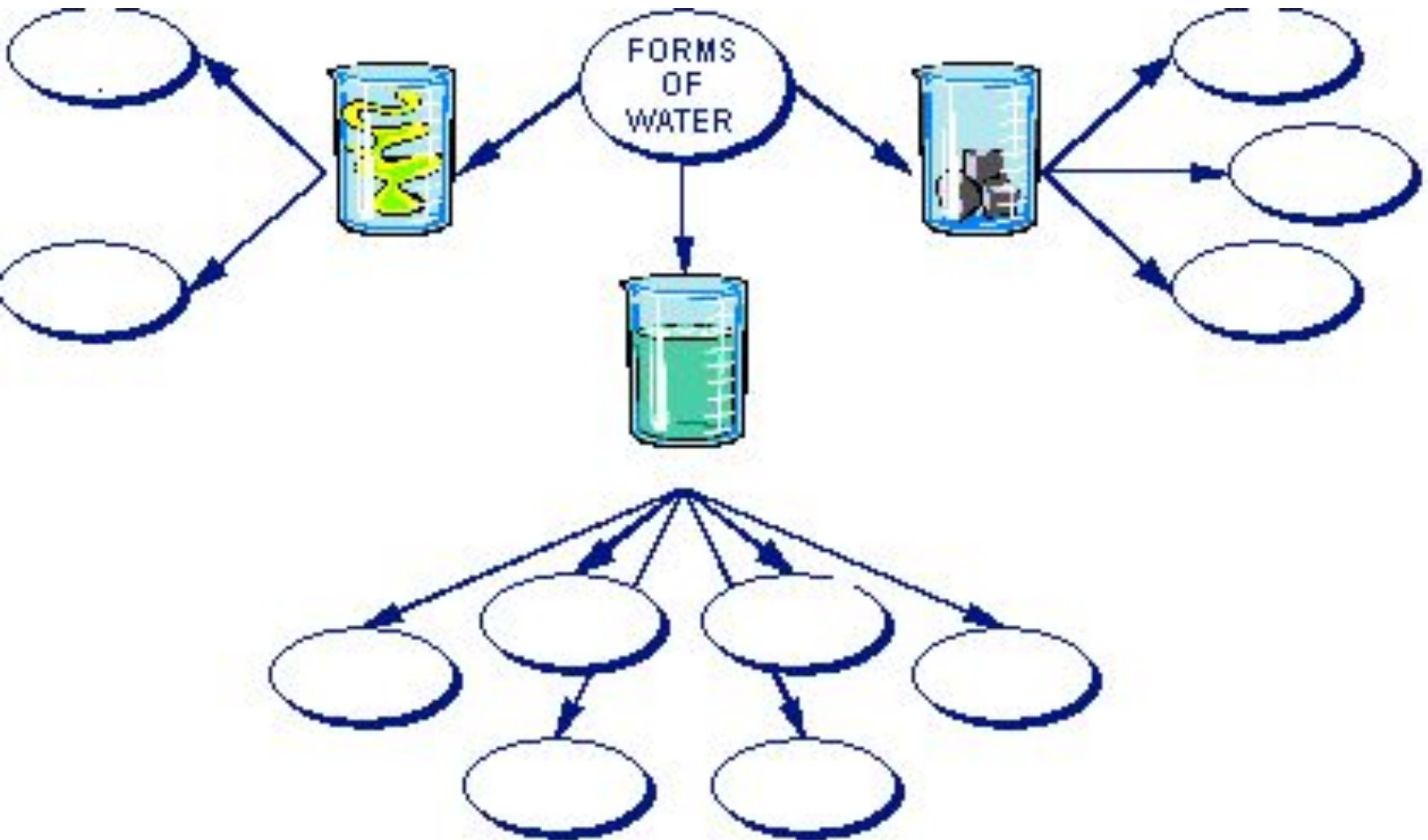
After you have retrieved as much as you can go back to your books & check what you've missed. Next time focus on that missing information.




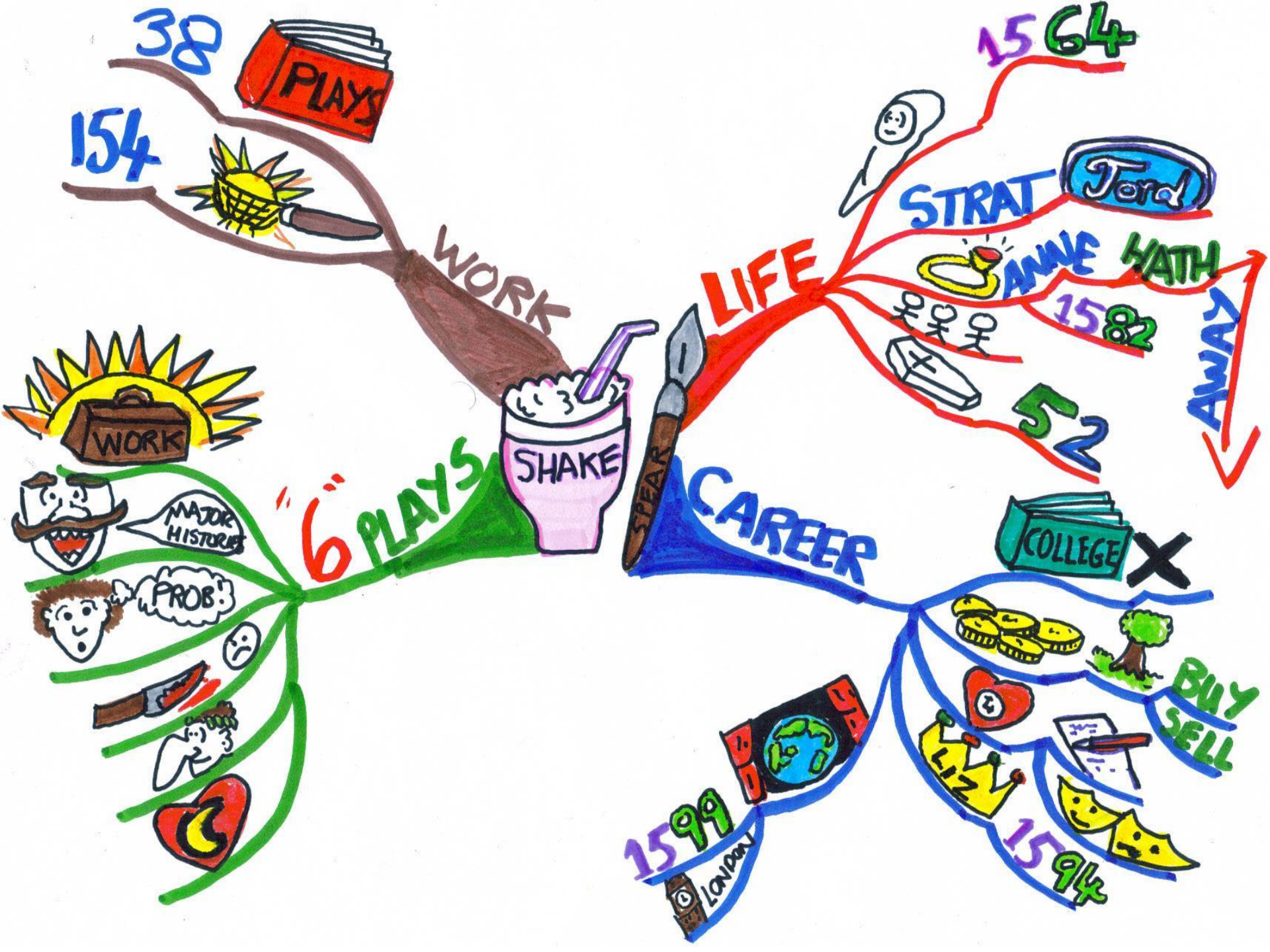
Mind Maps



Mind Maps










Geography - Soil

Soil formation | Soil types | Soil erosion

Soil formation

Soil is the top layer of the earth and is formed by the interaction of a number of different elements as outlined below.

- **Parent material:** this is broken down by weathering and provides the main material for the soil.
- **Climate:** this will play a strong role in the type of soil finally produced. Climate decides how much rain, sun etc. the parent material will receive. It also plays a key role in the type of weathering that will take place.
- **Humus:** this is decayed vegetative matter and the remains of animals etc that provides the nutrients for the soil.
- **Micro-organisms:** earthworms, slugs etc eat the decaying vegetative matter and help to break it down. They also allow oxygen to pass through the soil by creating holes as they move through it.
- **Moisture:** water passing through the soil plays an important part in the downward movement of minerals in the soil. This process is called leaching.
- **Time:** the formation of soil is a slow process. The type of soil is often decided by how long



Managing Time

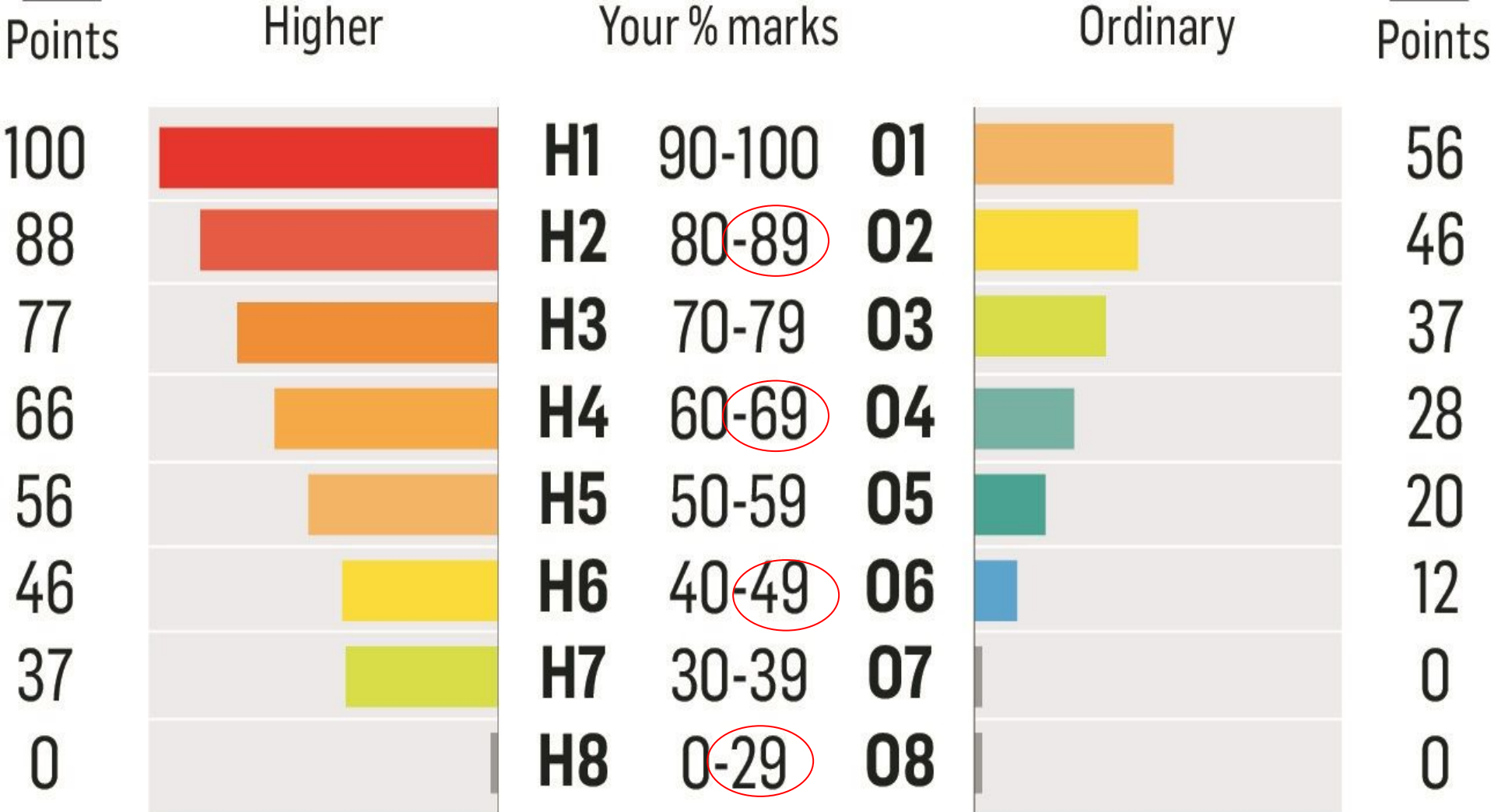
- School day: intensive and exhausting
- 6 classes per day - 4 on Friday
- Homework: 1.5 - 3 hours x 5 nights
- Weekend study: 3 – 6 hours
- A very long week!



Managing stresses and strains

- Balance $W + L + P = \text{😊}$
- $P =$ Personal care
- Leisure = fun and relaxation
- Weekend: 7 blocks of time
Use 2 for W
5 for L and P
- Study Skills





+25 Bonus points for H1-H6 maths

LCVP link modules Distinction 66 Merit 46 Pass 28

Subjects


- Maths/Accounting/Music/Art – Practice
- English – Reading, Essays, Questions
- Languages – Speaking, Listening (10 min rule), Reading, Writing
- Theory Subjects (Geography, History, Business, Science) – Exam Questions/Flashcards/Bathroom Mirror
- Projects – Start Early/Notebook





Homework Management

- Homework on Fridays
- Review on Sunday
- No such thing as 'no homework'
- Ask Questions – Look at Timetable for the next day
- Difficulties, speak to teacher
- Study the way they are going to be examined!
- Social Media +/- or mobile = Distractions!
- Be organised!

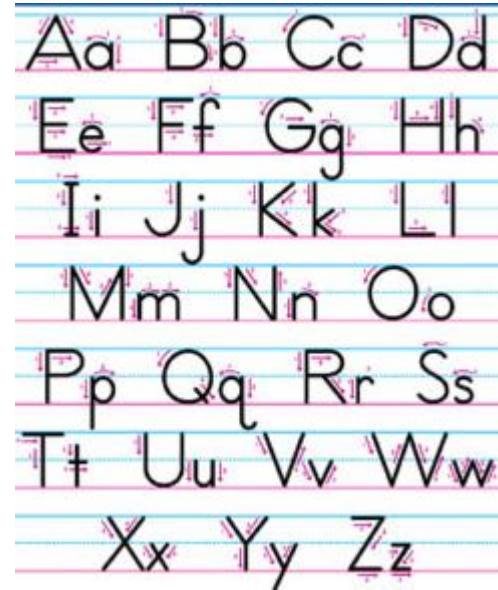




- Start with favourite subject and then do least favourite
- Work through the ones that is liked to the ones that are not liked (last subject at night should be your second favourite)
- Watch the clock!
- Take out class test results – were you didn't get 100% - that's what you are going to study!
- Flash Cards/Index Cards/All the methods
- 3 time rule!?
- Set out in advance what you are going to study. Prepare your questions, have notes ready etc.

Other information

- Hand writing
 - Variety of pens
- Review “mock” exam performance
- Remind them of the “how”



Is handwriting
important?







WHAT IS RULE OF THUMB



Study the way they are going to be examined!

Thank
you!